

i This site is being upgraded. It's an early, in-progress version of an improved ESF Transparency Portal.



U.S. DEPARTMENT OF EDUCATION
Education Stabilization Fund

ESF / ESF Reporting / HEER - 075991505 - Year Four - General Information

HEER

Recipient Reporting Data Collection - Year Four

Submitted: Tarchak, Leslie - 6/27/2024, 9:33:10 AM

Submitted

Instructions

This data collection form applies to the following HEERF categories authorized under the Coronavirus Aid, Relief, and Economic Security (CARES) Act (HEERF I), the Coronavirus Response and Relief Supplemental Appropriations Act, 2021 (CRRSAA) (HEERF II), and the American Rescue Plan Act of 2021 (ARP) (HEERF III):

- Student Aid (ALN 84.425E) [(a)(1) program fund]
- Institutional Portion (ALN 84.425F) [(a)(1) program fund]
- Historically Black Colleges and Universities (HBCUs) (ALN 84.425J) [(a)(2) program fund]
- American Indian Tribally Controlled Colleges and Universities (TCCUs) (ALN 84.425K) [(a)(2) program fund]
- Minority Serving Institutions (MSIs) (ALN 84.425L) [(a)(2) program fund]
- Strengthening Institutions Program (SIP) (ALN 84.425M) [(a)(2) program fund]
- Fund for the Improvement of Postsecondary Education (FIPSE) (ALN 84.425N) [(a)(3) program fund]
- Proprietary Institutions Grant Funds for Students (ALN 84.425Q) [(a)(4) program fund]
- Supplemental Assistance to Institutions of Higher Education (SAIHE) (ALN 84.425S) [(a)(3) program fund]
- Supplemental Support under American Rescue Plan (SSARP) (ALN 84.425T) [(a)(3) program fund]

The information collected on this form will be reviewed by the U.S. Department of Education to ensure that HEERF grant funds are used in accordance with applicable requirements under the HEERF grant program and will be shared with the public to promote transparency regarding the allocation and uses of funds. Furthermore, the information collected will be analyzed to provide aggregate statistics on institutional uses of HEERF grant funds to address the impacts of COVID-19 on students and institutions. This report should be completed based on all HEERF activities funded from the CARES Act, CRRSAA, and ARP (in the applicable reporting periods. Under 34

CFR 75.720(b), all HEERF grantees must submit a HEERF Annual Report. The failure to timely submit a HEERF Annual Report is a violation of the grantee's Certification and Agreement or Supplemental Agreement and may lead to adverse action.

Annual Reporting

Annual Report	Due Date	Applicable Reporting Period
First Annual Report	Early 2021	March 13, 2020 - December 31, 2020
Second Annual Report	Early 2022	January 1, 2021 - December 31, 2021
Third Annual Report	Early 2023	January 1, 2022 - December 31, 2022
Fourth Annual Report	Early 2024	January 1, 2023 - December 31, 2023

General Information

Institutions must provide complete answers to each question.

1) Institutional Identifiers and Contact Information:

a) Institution Name
LACKAWANNA COLLEGE

DUNS #
075991505

UEI (SAM)
KV3CWNDYMQJ6

b) Identify the applicable OPEID(s) for this annual report:

OPEID
00328300

c) Identify the applicable IPEDS unitid(s) for this annual report:

Unitid
213376

d) For this annual report, please report on these HEERF grant PR/Award Numbers:

PR/Award Number (Program) / Award Amount
P425E202072 (Student Aid) / \$5,527,023

PR/Award Number (Program) / Award Amount
P425F200826 (Institutional Portion) / \$7,561,031

PR/Award Number (Program) / Award Amount
P425M200035 (Strengthening Institutions Program) / \$573,859

Yes	No
-----	----

2) Did you expend all of your HEERF I, II, & III funds available prior to the end of the reporting period, making this your final annual report?

If your institution did not expend all available HEERF grant funds by the end of the reporting period, and will not have any HEERF expenditures to report after the current reporting period (including, for example, because funds have expired), please respond "YES" indicating that this will be your final annual report.

No validation issues

i This site is being upgraded. It's an early, in-progress version of an improved ESF Transparency Portal.



U.S. DEPARTMENT OF EDUCATION

Education Stabilization Fund

ESF / ESF Reporting / HEER - 075991505 - Year Four - Page 1 - Websites

HEER

Recipient Reporting Data Collection - Year Four

Submitted: Tarchak, Leslie - 6/27/2024, 9:33:10 AM

Submitted

Instructions

Annual Reporting

Page 1 - Websites

- 3) Reporting on institution websites:
 - a) HEERF quarterly reporting webpage URL:

Quarterly Reporting URL

<https://www.lackawanna.edu/offices-and-departments/admissions/coronavirus-information/>

- b) Student and Institutional Portion Reporting: Provide all active website URLs posted by your campus, or by the institution on behalf of your campus(es), as required by the public posting requirement from the May 13, 2021 notice in the Federal Register² for the student and institutional portion including any active URLs that provide archived information.³

Student and Institutional Portion URL

<https://www.lackawanna.edu/offices-and-departments/admissions/coronavirus-information/>













²See <https://www.federalregister.gov/d/2021-10196>

³Include active landing/portal page(s) for quarterly reporting webpage(s). In addition, report any active quarterly reporting webpage(s) not referenced or linked from landing or portal pages including those that were published prior to quarterly reporting guidance (<https://www2.ed.gov/about/offices/list/ope/peer/quarterlyreport2022.pdf>)

No validation issues

Burden Statement

Site Resources

-  About the Data
-  Grantee Help
-  Data Download
-  API Documentation
-  Glossary
-  ESF Contacts
-  About the Data
-  ESF Contacts
-  Grantee Help
-  Data Download
-  API Documentation
-  Glossary

i This site is being upgraded. It's an early, in-progress version of an improved ESF Transparency Portal.



U.S. DEPARTMENT OF EDUCATION
Education Stabilization Fund

ESF / ESF Reporting / HEER - 075991505 - Year Four - Page 2 - How Aid Helped

HEER

Recipient Reporting Data Collection - Year Four

Submitted: Tarchak, Leslie - 6/27/2024, 9:33:10 AM

Submitted

Instructions

Annual Reporting

Page 2 - How Aid Helped

- 4) How has HEERF helped your institution and your students?
 - a) HEERF enabled my institution to continue offering planned programs (i.e., programs of study listed in our course catalog) that were at risk of discontinuation due to pandemic-related factors

Strongly disagree	Disagree	Neutral	Agree	Strongly agree	N/A	Unable to Determine
-------------------	----------	---------	-------	----------------	-----	---------------------

- b) HEERF enabled my institution to keep student net prices similar to pre-pandemic levels

Strongly disagree	Disagree	Neutral	Agree	Strongly agree	N/A	Unable to Determine
-------------------	----------	---------	-------	----------------	-----	---------------------

Net price refers to costs covered by students and their families and is calculated by adding tuition, fees, books, supplies, and living costs and subtracting grant and/or scholarship aid (e.g., Pell grants, school-based grants, merit scholarships)

c) HEERF enabled my institution to keep students enrolled by providing them with electronic devices and Internet access

Strongly disagree	Disagree	Neutral	Agree	Strongly agree	N/A	Unable to Determine
-------------------	----------	---------	-------	----------------	-----	---------------------

d) HEERF enabled my institution to keep students enrolled who were at risk of dropping out due to pandemic-related factors by providing direct financial support to students

Strongly disagree	Disagree	Neutral	Agree	Strongly agree	N/A	Unable to Determine
-------------------	----------	---------	-------	----------------	-----	---------------------

e) HEERF enabled my institution to keep faculty, staff, employees, and contractors at full salary levels who were at risk of unemployment due to pandemic-related factors

Strongly disagree	Disagree	Neutral	Agree	Strongly agree	N/A	Unable to Determine
-------------------	----------	---------	-------	----------------	-----	---------------------

f) HEERF enabled my institution to purchase COVID tests, health screening, and the healthcare needed to help students and faculty

Strongly disagree	Disagree	Neutral	Agree	Strongly agree	N/A	Unable to Determine
-------------------	----------	---------	-------	----------------	-----	---------------------

No validation issues

Burden Statement



Site Resources

i This site is being upgraded. It's an early, in-progress version of an improved ESF Transparency Portal.



U.S. DEPARTMENT OF EDUCATION

Education Stabilization Fund

ESF / ESF Reporting / HEER - 075991505 - Year Four - Page 3 - Aid Determination

HEER

Recipient Reporting Data Collection - Year Four

Submitted: Tarchak, Leslie - 6/27/2024, 9:33:10 AM

Submitted

Instructions

Annual Reporting

Page 3 - Aid Determination

- 5) How did your institution determine which students received emergency financial aid grants to students and how much each student would receive? Please indicate if any of the following strategies were used at least once during the reporting period
 - a) Did you ask students to apply for funds?

Yes	No
-----	----
 - b) Did you use any institutional administrative data (pre-existing data that did not come from a HEERF-specific application form) in determining the amount of funds awarded to students?

Yes	No
-----	----
 - c) Did your institution use a specific methodology to calculate award amounts that is captured in a flowchart, set of equations, a formula, or other documentation?

Yes	No
-----	----

Validation Warnings

- HEERF-124 - The IHE did not use any of the described methods to determine the amount of funds awarded to students

Burden Statement



Site Resources

- [About the Data](#)
- [Grantee Help](#)
- [Data Download](#)
- [API Documentation](#)
- [Glossary](#)
- [ESF Contacts](#)
- [About the Data](#)
- [ESF Contacts](#)

- [Grantee Help](#)
- [Data Download](#)
- [API Documentation](#)
- [Glossary](#)



i This site is being upgraded. It's an early, in-progress version of an improved ESF Transparency Portal.



U.S. DEPARTMENT OF EDUCATION
Education Stabilization Fund

ESF / ESF Reporting / HEER - 075991505 - Year Four - Page 4 - Aid Distribution

HEER

Recipient Reporting Data Collection - Year Four

Submitted: Tarchak, Leslie - 6/27/2024, 9:33:10 AM

Submitted

Instructions

Annual Reporting

Page 4 - Aid Distribution

6) How did your institution distribute the emergency financial aid grants to students?

- a) Checks

Yes	No
-----	----
- b) Electronic funds transfer /Direct deposit

Yes	No
-----	----
- c) Debit cards

Yes	No
-----	----
- d) Payment apps

Yes	No
-----	----
- e) Other

Yes	No
-----	----

No validation issues

i This site is being upgraded. It's an early, in-progress version of an improved ESF Transparency Portal.



U.S. DEPARTMENT OF EDUCATION
Education Stabilization Fund

ESF / ESF Reporting / HEER - 075991505 - Year Four - Page 5 - Emergency Grants - Guidance

HEER

Recipient Reporting Data Collection - Year Four

Submitted: Tarchak, Leslie - 6/27/2024, 9:33:10 AM

Submitted

Instructions

Annual Reporting

Page 5 - Emergency Grants - Guidance

- 7) Did your institution provide any instructions, directions, or guidance to students (e.g., FAQs) about the emergency financial aid grants upon disbursement?

Yes

No

No validation issues

Burden Statement

count for the reporting period)	Undergraduate ⁶ full-time Pell grant recipients ⁹	Undergraduate ⁶ full-time Non-Pell grant recipients ¹⁰	Undergraduate ⁶ part-time Pell grant recipients	Undergraduate ⁶ part-time Non-Pell grant recipients	Graduate full-time recipients	Graduate part-time recipients	Other ⁷	Total
Number of HEERF Student Recipients - Emergency Grants to Students (unduplicated) How many students received HEERF emergency financial aid grants? (unduplicated across all HEERF sections)	Number 0	Number 0	Number 0	Number 0	Number 0	Number 0	Number 0	Total 0
HEERF (a)(1) Student Aid Portion Amount Disbursed What was the amount disbursed directly to students as Emergency Financial Aid Grants?	Amount \$0.00	Amount \$0.00	Amount \$0.00	Amount \$0.00	Amount \$0.00	Amount \$0.00	Amount \$0.00	Total \$0.00
HEERF (a)(1) Student Aid Portion Amount Disbursed What was the amount of Emergency Financial Aid Grants applied to satisfy student's outstanding account balance upon receiving affirmative written consent from students to do so? If funds were not used for this purpose, report \$0. Include only amounts that benefited students who directly received Emergency Financial Aid Grants.	Amount \$0.00	Amount \$0.00	Amount \$0.00	Amount \$0.00	Amount \$0.00	Amount \$0.00	Amount \$0.00	Total \$0.00
HEERF (a)(1) Institutional Portion Amount Disbursed What was the amount	Amount \$0.00	Amount \$0.00	Amount \$0.00	Amount \$0.00	Amount \$0.00	Amount \$0.00	Amount \$0.00	Total \$0.00

	Undergraduate ⁶ full-time ⁸ Pell grant recipients ⁹	Undergraduate ⁶ full-time ⁸ Non-Pell grant recipients ¹⁰	Undergraduate ⁶ part-time Pell grant recipients	Undergraduate ⁶ part-time Non-Pell grant recipients	Graduate full-time recipients	Graduate part-time recipients	Other ⁷	Total
<p>disbursed directly to students as Emergency Financial Aid Grants?</p> <p>HEERF (a)(1) Institutional Portion Amount Disbursed</p> <p>What was the amount of Emergency Financial Aid Grants applied to satisfy student's outstanding account balances upon receiving affirmative written consent from students to do so? If funds were not used for this purpose, report \$0. Include only amounts that benefited students who directly received Emergency Financial Aid Grants.</p> <p><i>If funds were used to discharge account balances as lost revenue using institutional funds without affirmative written consent, do not report here, report in 9b as unpaid student accounts receivable or other student account debts.</i></p>	Amount \$0.00	Amount \$0.00	Amount \$0.00	Amount \$0.00	Amount \$0.00	Amount \$0.00	Amount \$0.00	Total \$0.00

⁶For students in both undergraduate and graduate categories, classify as a graduate student.

⁷Students that are not considered undergraduate or graduate students, for example, non-credit students.

⁸For students who had multiple enrollment intensities, classify as full-time.

⁹Designate the student as a Pell grant recipient if the student was a Pell grant recipient at any time within the applicable reporting period.

¹⁰Includes non-FAFSA filers.

No validation issues

	Undergraduate ⁶ full-time ⁸ Pell grant recipients ⁹	Undergraduate ⁶ full-time ⁸ Non-Pell grant recipients ¹⁰	Undergraduate ⁶ part-time Pell grant recipients	Undergraduate ⁶ part-time Non-Pell grant recipients	Graduate full-time recipients	Graduate part-time recipients	Other ⁷	Total
<p>Emergency Financial Aid Grants?</p> <p>If funds were not used for this purpose, report \$0.</p> <p>HEERF (a)(2) Amount Disbursed (HBCUs, TCUs, MSIs, and SIP)</p> <p>What was the amount of Emergency Financial Aid Grants applied to satisfy student's outstanding account balances upon receiving affirmative written consent from students to do so? If funds were not used for this purpose, report \$0. Include only amounts that benefited students who directly received Emergency Financial Aid Grants.</p> <p><i>If funds were used to discharge account balances as lost revenue using institutional funds without affirmative written consent, do not report here, report in 9b as unpaid student accounts receivable or other student account debts.</i></p>	Amount \$0.00	Amount \$0.00	Amount \$0.00	Amount \$0.00	Amount \$0.00	Amount \$0.00	Amount \$0.00	Total \$0.00

⁶For students in both undergraduate and graduate categories, classify as a graduate student.

⁷Students that are not considered undergraduate or graduate students, for example, non-credit students.

⁸For students who had multiple enrollment intensities, classify as full-time.

⁹Designate the student as a Pell grant recipient if the student was a Pell grant recipient at any time within the applicable reporting period.

¹⁰Includes non-FAFSA filers.

¹³Do NOT include funds from the Institutional Resilience and Expanded Postsecondary Opportunity (IREPO) funds as part of this annual performance report.

No validation issues

	Undergraduate ⁶ full-time ⁸ Pell grant recipients ⁹	Undergraduate ⁶ full-time ⁸ Non-Pell grant recipients ¹⁰	Undergraduate ⁶ part-time Pell grant recipients	Undergraduate ⁶ part-time Non-Pell grant recipients	Graduate full-time recipients	Graduate part-time recipients	Other ⁷	Total
awarded to any one student who received any HEERF funds.								
Minimum and maximum award Maximum combined (combined across HEERF funds) amount awarded to any one student who received any HEERF funds.	Amount \$0.00	Amount \$0.00	Amount \$0.00	Amount \$0.00	Amount \$0.00	Amount \$0.00	Amount \$0.00	Overall Maximum \$0.00
HEERF Amount of Grants Disbursed What was the amount of grants disbursed to students through all HEERF funds?	Amount \$0.00	Amount \$0.00	Amount \$0.00	Amount \$0.00	Amount \$0.00	Amount \$0.00	Amount \$0.00	Total \$0.00
Average HEERF Amount Awarded Among students who received HEERF emergency financial aid grants, what was the average award amount per student?	Amount \$0.00	Amount \$0.00	Amount \$0.00	Amount \$0.00	Amount \$0.00	Amount \$0.00	Amount \$0.00	Total \$0.00

⁶For students in both undergraduate and graduate categories, classify as a graduate student.

⁷Students that are not considered undergraduate or graduate students, for example, non-credit students.

⁸For students who had multiple enrollment intensities, classify as full-time.

⁹Designate the student as a Pell grant recipient if the student was a Pell grant recipient at any time within the applicable reporting period.

¹⁰Includes non-FAFSA filers.

No validation issues

Burden Statement

i This site is being upgraded. It's an early, in-progress version of an improved ESF Transparency Portal.



U.S. DEPARTMENT OF EDUCATION
Education Stabilization Fund

ESF / ESF Reporting / HEER - 075991505 - Year Four - Page 9 - Emergency Grants - Title IV

HEER

Recipient Reporting Data Collection - Year Four

Submitted: Tarchak, Leslie - 6/27/2024, 9:33:10 AM

Submitted

Instructions

Annual Reporting

Page 9 - Emergency Grants - Title IV

8) What percentage of students received emergency grants and how much did students receive in emergency grants by fund type and student type?

Note: Institutions must provide complete answers to each question.

b) Among the students enrolled in your institution, how many were NOT Title IV eligible throughout their enrollment during the reporting period?

Enrolled Students Not Eligible
403

Based on the Department's Final Regulations issued on May 14, 2021 (86 FR 26608, available at <https://www.federalregister.gov/d/2021-10190>), students are not required to be eligible for Title IV student financial aid in order to receive HEERF emergency financial aid grants. Title IV eligibility for this question is based on the number of students for whom the institution has received an Institutional Student Information Record (SIR) plus the number of students who completed any alternative form developed by the institution. In reporting these data, students should be classified as Title IV eligible if they were determined to be Title IV eligible at any point during the reporting period.

i) The percentage of students enrolled in your institution who were NOT Title IV eligible throughout their enrollment during the reporting period is

Percentage of Enrolled Students Not Eligible
15.88%

c) Among students who received emergency financial aid grants, how many were NOT Title IV eligible throughout their enrollment during the reporting period?

Students Not Eligible Who Received Grants
0

i) The percentage of students who received emergency financial aid grants who were not Title IV eligible throughout their enrollment during the reporting period is
Percentage of Students Not Eligible Who Received Grants
0.00%

No validation issues

Burden Statement

Site Resources

- About the Data
- Grantee Help
- Data Download
- API Documentation
- Glossary
- ESF Contacts
- About the Data
- Grantee Help
- Data Download
- API Documentation
- Glossary
- ESF Contacts



www.covid-relief-data.ed.gov
An official website of the Department of Education

[Website Policies](#)

Looking for U.S. government information and services? **Visit USA.gov**

i This site is being upgraded. It's an early, in-progress version of an improved ESF Transparency Portal.

U.S. DEPARTMENT OF EDUCATION



Education Stabilization Fund

ESF / ESF Reporting / HEER - 075991505 - Year Four - Page 10 - Emergency Grants - Race/Ethnicity

HEER

Recipient Reporting Data Collection - Year Four

Submitted: Tarchak, Leslie - 6/27/2024, 9:33:10 AM

Submitted

Instructions

Annual Reporting

Page 10 - Emergency Grants - Race/Ethnicity

8) What percentage of students received emergency grants and how much did students receive in emergency grants by fund type and student type?
Note: Institutions must provide complete answers to each question.

d) What number of students were enrolled, what number received emergency grants, and how much grant aid did the students receive by IPEDS race/ethnicity categories?

Race/Ethnicity (IPEDS categories)	Enrolled student count (unduplicated)	Number of students who received at least one Emergency Financial Aid Grant (unduplicated)	What was the total amount of Emergency Financial Aid Grants disbursed to students through all HEERF funds?	Average HEERF Amount Awarded
American Indian or Alaska Native	Count 7	Number 0	Amount \$ 0.00	Amount
Asian	Count 36	Number 0	Amount \$ 0.00	Amount

d) What number of students were enrolled, what number received emergency grants, and how much grant aid did the students receive by IPEDS race/ethnicity categories?

Race/Ethnicity (IPEDS categories)	Enrolled student count (unduplicated)	Number of students who received at least one Emergency Financial Aid Grant (unduplicated)	What was the total amount of Emergency Financial Aid Grants disbursed to students through all HEERF funds?	Average HEERF Amount Awarded
Black or African American	Count 393	Number 0	Amount \$0.00	Amount
Hispanic/Latino	Count 435	Number 0	Amount \$0.00	Amount
Native Hawaiian or Other Pacific Islander	Count 1	Number 0	Amount \$0.00	Amount
White	Count 1,319	Number 0	Amount \$0.00	Amount
Two or more races	Count 77	Number 0	Amount \$0.00	Amount
Race/ethnicity unknown	Count 259	Number 0	Amount \$0.00	Amount
Nonresident alien	Count 11	Number 0	Amount \$0.00	Amount
Students not categorized in IPEDS	Count 0	Number 0	Amount \$0.00	Amount

No validation issues

i This site is being upgraded. It's an early, in-progress version of an improved ESF Transparency Portal.



U.S. DEPARTMENT OF EDUCATION
Education Stabilization Fund

ESF / ESF Reporting / HEER - 075991505 - Year Four - Page 11 - Emergency Grants - Gender and Age

HEER

Recipient Reporting Data Collection - Year Four

Submitted: Tarchak, Leslie - 6/27/2024, 9:33:10 AM

Submitted

Instructions

Annual Reporting

Page 11 - Emergency Grants - Gender and Age

8) What percentage of students received emergency grants and how much did students receive in emergency grants by fund type and student type?
Note: Institutions must provide complete answers to each question.

Gender/Age (IPEDS categories)	Enrolled student count (unduplicated)	Number of students who received at least one Emergency Financial Aid Grant (unduplicated)	What was the total amount of grants disbursed to students through all HEERF funds?	Average HEERF Amount Awarded
Men	Count 1,062	Number 0	Amount \$0.00	Amount
Women	Count 1,476	Number 0	Amount \$0.00	Amount
Students not categorized in IPEDS				

e) What number of students were enrolled, what number received emergency grants, and how much grant aid did the students receive by IPEDS gender categories?

Gender/Age (IPEDS categories)	Enrolled student count (unduplicated)	Number of students who received at least one Emergency Financial Aid Grant (unduplicated)	What was the total amount of grants disbursed to students through all HEERF funds?	Average HEERF Amount Awarded
	Count 0	Number 0	Amount \$ 0.00	Amount

f) What number of students were enrolled, what number received emergency grants and how much grant aid did the students receive by IPEDS age categories?

Institutions should follow IPEDS Fall enrollment guidelines (<https://nces.ed.gov/ipeds/use-the-data/survey-components/8/fall-enrollment>) for when to capture a student's age. For example, institutions operating on a traditional academic year calendar (semester, trimester, quarter, or 4-1-4) report Fall enrollment as of the institution's official fall reporting date or October 15. Institutions operating on a calendar that differs by program or that enrolls students on a continuous basis (referred to as program reporters) report Fall enrollment as students enrolled any time during the period August 1 and October 31.

Ages 25 and older	Count 897	Number 0	Amount \$ 0.00	Amount
Ages 24 and younger	Count 1,641	Number 0	Amount \$ 0.00	Amount
Age not available in administrative records (e.g., IPEDS, FAFSA, etc.)	Count 0	Number 0	Amount \$ 0.00	Amount

No validation issues

Burden Statement

Site Resources

1 About the Data

i This site is being upgraded. It's an early, in-progress version of an improved ESF Transparency Portal.

U.S. DEPARTMENT OF EDUCATION
Education Stabilization Fund



ESF / ESF Reporting / HEER - 075991505 - Year Four - Page 12 - Institutional Expenditures

HEER

Recipient Reporting Data Collection - Year Four

Submitted: Tarchak, Leslie - 6/27/2024, 9:33:10 AM

Submitted

Instructions

Annual Reporting

Page 12 - Institutional Expenditures

9) Institutional expenditures

a) Provide the total amount of HEERF funds expended during the reporting period on each of the following categories:

Providing additional Emergency Financial Aid Grants to students.

Amount in (a)(1) institutional dollars
\$0.00

Amount in (a)(2) dollars, if applicable
\$0.00

Amount in (a)(3) dollars, if applicable
\$0.00

Explanatory Notes

Using Emergency Financial Aid Grants to cover student outstanding account balances for costs such as debt forgiveness, room, board, tuition, or fees.

Amount in (a)(1) institutional dollars
\$0.00

Amount in (a)(2) dollars, if applicable
\$0.00

Amount in (a)(3) dollars, if applicable
\$0.00

Explanatory Notes

Indirect cost recovery/facilities and administrative costs charged on the grants.

Amount in (a)(1) institutional dollars
\$ 0.00

Amount in (a)(2) dollars, if applicable
\$ 0.00

Amount in (a)(3) dollars, if applicable
\$ 0.00

Explanatory Notes

Covering the cost of providing additional technology hardware to students, such as laptops or tablets, or covering the added cost of technology fees.

Amount in (a)(1) institutional dollars
\$ 0.00

Amount in (a)(2) dollars, if applicable
\$ 0.00

Amount in (a)(3) dollars, if applicable
\$ 0.00

Explanatory Notes

Providing or subsidizing the costs of high-speed internet to students or faculty to transition to an online environment.

Amount in (a)(1) institutional dollars
\$ 0.00

Amount in (a)(2) dollars, if applicable
\$ 0.00

Amount in (a)(3) dollars, if applicable
\$ 0.00

Explanatory Notes

Subsidizing off-campus housing costs due to dormitory closures or decisions to limit housing to one student per room; subsidizing housing costs to reduce housing density; paying for hotels or other off-campus housing for students who need to be isolated; paying travel expenses for students who need to leave campus early due to coronavirus infections or campus interruptions.

Amount in (a)(1) institutional dollars
\$ 0.00

Amount in (a)(2) dollars, if applicable
\$ 0.00

Amount in (a)(3) dollars, if applicable
\$ 0.00

Explanatory Notes

Subsidizing food service to reduce density in eating facilities, to provide pre-packaged meals, or to add hours to food service operations to accommodate social distancing.

Amount in (a)(1) institutional dollars
\$ 0.00

Amount in (a)(2) dollars, if applicable
\$ 0.00

Amount in (a)(3) dollars, if applicable
\$ 0.00

Explanatory Notes

Costs related to operating additional class sections to enable social distancing, such as those for hiring more instructors and increasing campus hours of operations.

Amount in (a)(1) institutional dollars
\$ 0.00

Amount in (a)(2) dollars, if applicable
\$ 0.00

Amount in (a)(3) dollars, if applicable
\$ 0.00

Explanatory Notes

Construction, Renovation, and Real Property Projects.

The Consolidated Appropriations Act, 2022 (P.L. 117-103), signed into law by President Biden on March 15, 2022, expanded the allowable uses of funds for IHEs that received funds under the HEERF (a)(2) programs (ALN 84.425J; T84.425K; 84.425M). Specifically, IHEs that received HEERF (a)(2) grant funds now may expend them on the acquisition of real property, renovations, or construction related to preventing, preparing for, and responding to the coronavirus. Before commencing any renovations, construction, or real property projects supported by HEERF (a)(2) grant funds, grantees must receive approval for the project from the Department.

Include in explanatory notes, title(s) of construction, renovation, and real property projects.

Amount in (a)(2) dollars, if applicable
\$ 0.00

Explanatory Notes

Purchasing, leasing, or renting additional instructional equipment and supplies (such as laboratory equipment or computers) to reduce the number of students sharing equipment or supplies during a single class period and to provide time for disinfection between uses.

Amount in (a)(1) institutional dollars
\$ 0.00

Amount in (a)(2) dollars, if applicable
\$ 0.00

Amount in (a)(3) dollars, if applicable
\$ 0.00

Explanatory Notes

Purchasing faculty and staff training in online instruction; or paying additional funds to staff who are providing training in addition to their regular job responsibilities.

Amount in (a)(1) institutional dollars
\$ 0.00

Amount in (a)(2) dollars, if applicable
\$ 0.00

Amount in (a)(3) dollars, if applicable
\$ 0.00

Explanatory Notes

Purchasing, leasing, or renting additional equipment or software to enable distance learning, or upgrading campus wi-fi access or extending open networks to parking lots or public spaces, etc.

Amount in (a)(1) institutional dollars
\$ 241,228.00

Amount in (a)(2) dollars, if applicable
\$ 202,112.00

Amount in (a)(3) dollars, if applicable
\$ 0.00

Explanatory Notes

Implementing evidence-based practices to monitor and suppress coronavirus in accordance with public health guidelines.

Include campus safety and operations activities here. To the extent that campus safety and operations were not evidence-based, describe those activities in the explanatory notes field.

Amount in (a)(1) institutional dollars
\$ 0.00

Amount in (a)(2) dollars, if applicable
\$ 0.00

Amount in (a)(3) dollars, if applicable
\$ 0.00

Explanatory Notes

Conducting direct outreach to financial aid applicants about the opportunity to receive a financial aid adjustment due to the recent unemployment of a family member or independent student, or other circumstances, described in section 479A of the Higher Education Act of 1965.

Amount in (a)(1) institutional dollars
\$ 0.00

Amount in (a)(2) dollars, if applicable
\$ 0.00

Amount in (a)(3) dollars, if applicable
\$ 0.00

Explanatory Notes

Replacing lost revenue from all sources.

Please see the Department's HEERF Lost Revenue FAQs (March 19, 2021) for more information regarding what may be appropriately included in an estimate of lost revenue.

Amount in (a)(1) institutional dollars
\$ 0.00

Amount in (a)(2) dollars, if applicable
\$ 0.00

Amount in (a)(3) dollars, if applicable
\$ 0.00

Explanatory Notes

Other Uses of (a)(1) Institutional Portion funds.

Amount in (a)(1) institutional dollars
\$ 650,241.00

Explanatory Notes

Student Support Services \$158,360 / Campus Safety \$41,437 / HVAC Enhance & Safety Measures \$79,585 / Mental Health Resources for Students \$9,672 / Covering student outstanding account balances for costs such as debt forgiveness, room, board, tuition or fees \$361,187

Other uses of (a)(2) or (a)(3) funds, if applicable.

Amount in (a)(2) dollars, if applicable
\$ 0.00

Amount in (a)(3) dollars, if applicable
\$ 0.00

Explanatory Notes

Annual Institutional Expenditures for each Program

Amount in (a)(1) institutional dollars
\$891,469.00

Amount in (a)(2) dollars, if applicable
\$202,112.00

Amount in (a)(3) dollars, if applicable
\$0.00

Total of Institutional Annual Expenditures

Amount in all institutional dollars
\$1,093,581.00

Validation Warnings

- HEERF-177 - The sum of total expenditures across reporting periods exceed total grant allocation

Burden Statement



i This site is being upgraded. It's an early, in-progress version of an improved ESF Transparency Portal.



ESF / ESF Reporting / HEER - 075991505 - Year Four - Page 13 - Lost Revenue

HEER

Recipient Reporting Data Collection - Year Four

Submitted: Tarchak, Leslie - 6/27/2024, 9:33:10 AM

Submitted

Instructions

Annual Reporting

Page 13 - Lost Revenue

b) Estimate how much of the lost revenue reported above came from revenue lost from each of the following sources:
These categories are the categories described in Question 3 of the HEERF Lost Revenue FAQs (March 19, 2021, available at <https://www2.ed.gov/about/offices/list/ope/heeerflostrevenuefaqs.pdf>).

Academic Resources Estimated Amount \$ 0.00	Unpaid student accounts receivable or other student account debts (including tuition, fees, and institutional charges) Estimated Amount \$ 0.00	Room and board Estimated Amount \$ 0.00	Enrollment declines, including reduced tuition, fees, and institutional charges Estimated Amount \$ 0.00	Supported research Estimated Amount \$ 0.00
Summer terms and camps Estimated Amount \$ 0.00	Auxiliary services sources Estimated Amount \$ 0.00	Cancelled ancillary events Estimated Amount \$ 0.00	Disruption of food service Estimated Amount \$ 0.00	

Dormitory services
Estimated Amount
\$0.00

Childcare services
Estimated Amount
\$0.00

Use of facilities or venues, including external events such as weddings, receptions, or conferences (other than facilities associated with sectarian instruction or religious worship)
Estimated Amount
\$0.00

Bookstore revenue
Estimated Amount
\$0.00

Parking revenue
Estimated Amount
\$0.00

Lease revenue
Estimated Amount
\$0.00

Royalties
Estimated Amount
\$0.00

Other operating revenue
Estimated Amount
\$0.00

Total (a)(1) lost revenue funds
\$0.00

Total (a)(2) lost revenue funds
\$0.00

Total (a)(3) lost revenue funds
\$0.00

TOTAL LOST REVENUE HEERF
\$0.00

Estimated amounts need to sum to amounts reported in 9a

c) Briefly describe the "other operating revenue" reported above:

Brief description

No validation issues

Burden Statement

Site Resources

i This site is being upgraded. It's an early, in-progress version of an improved ESF Transparency Portal.



U.S. DEPARTMENT OF EDUCATION
Education Stabilization Fund

ESF / ESF Reporting / HEER - 075991505 - Year Four - Page 14 - Enrollment - Academic

HEER

Recipient Reporting Data Collection - Year Four

Submitted: Tarchak, Leslie - 6/27/2024, 9:33:10 AM

Submitted

Instructions

Annual Reporting

Page 14 - Enrollment - Academic

- 10) Provide the unduplicated count of students who were enrolled at least once as a degree/certificate seeking student within the reporting period and their enrollment status at the end reporting period. The three statuses (completed, withdrawn, and still enrolled) need to add up to the total number of students enrolled.

Enrollment status for all degree/certificate-seeking students for the current reporting period

- a) Complete the following table for the applicable reporting period

Number of degree/certificate seeking students	Number of degree/certificate seeking students who completed a program at your institution during the reporting period	Number of degree/certificate seeking students who did not complete during the reporting period but were still enrolled at your institution (i.e., last enrollment record at the end of the reporting period is not a withdraw record)	Number of degree/certificate seeking students who did not complete and withdrew from your institution (i.e., no completion record during the reporting period and the last enrollment record at the end of the reporting period is a withdraw record)

Academic level UNDERGRADUATE STUDENTS <i>For students in both undergraduate and graduate categories, classify as a graduate student</i>	Number 2,538	Number 396	Number 2,041	Number 101
Academic level GRADUATE STUDENTS <i>For students in both undergraduate and graduate categories, classify as a graduate student</i>	Number 0	Number 0	Number 0	Number 0
Pell grant status (undergraduates only) PELL GRANT RECIPIENTS <i>Designate the student as a Pell grant recipient if the student was a Pell grant recipient at any time within the applicable reporting period</i>	Number 1,628	Number 211	Number 1,366	Number 51
Pell grant status (undergraduates only) NON-PELL GRANT RECIPIENTS <i>Designate the student as a Pell grant recipient if the student was a Pell grant recipient at any time within the applicable reporting period</i>	Number 910	Number 185	Number 675	Number 50
Enrollment intensity PART-TIME <i>For students who had multiple enrollment intensities, classify as full-time</i>	Number 725	Number 64	Number 592	Number 69
Enrollment intensity FULL-TIME <i>For students who had multiple enrollment intensities, classify as full-time</i>	Number 1,813	Number 332	Number 1,449	Number 32

No validation issues

Burden Statement

Site Resources

 About the Data

i This site is being upgraded. It's an early, in-progress version of an improved ESF Transparency Portal.

U.S. DEPARTMENT OF EDUCATION



Education Stabilization Fund

ESF / ESF Reporting / HEER - 075994505 - Year Four - Page 15 - Enrollment - Race

HEER

Recipient Reporting Data Collection - Year Four

Submitted: Tarchak, Leslie - 6/27/2024, 9:33:10 AM

Submitted

Instructions

Annual Reporting

Page 15 - Enrollment - Race

- 10) Provide the unduplicated count of students who were enrolled at least once as a degree/certificate seeking student within the reporting period and their enrollment status at the end reporting period. The three statuses (completed, withdrawn, and still enrolled) need to add up to the total number of students enrolled.

Enrollment status for all degree/certificate-seeking students for the current reporting period

- a) Complete the following table for the applicable reporting period

	Number of degree/certificate seeking students	Number of degree/certificate seeking students who completed a program at your institution during the reporting period	Number of degree/certificate seeking students who did not complete during the reporting period but were still enrolled at your institution (i.e., last enrollment record at the end of the reporting period is not a withdraw record)	Number of degree/certificate seeking students who did not complete and withdrew from your institution (i.e., no completion record during the reporting period and the last enrollment record at the end of the reporting period is a withdraw record)

Race/ethnicity (IPEDS categories) AMERICAN INDIAN OR ALASKA NATIVE	Number 7	Number 1	Number 6	Number 0
Race/ethnicity (IPEDS categories) ASIAN	Number 36	Number 5	Number 30	Number 1
Race/ethnicity (IPEDS categories) BLACK OR AFRICAN AMERICAN	Number 393	Number 51	Number 320	Number 22
Race/ethnicity (IPEDS categories) HISPANIC/LATINO	Number 435	Number 39	Number 376	Number 20
Race/ethnicity (IPEDS categories) NATIVE HAWAIIAN OR OTHER PACIFIC ISLANDER	Number 1	Number 0	Number 1	Number 0
Race/ethnicity (IPEDS categories) WHITE	Number 1,319	Number 223	Number 1,050	Number 46
Race/ethnicity (IPEDS categories) TWO OR MORE RACES	Number 77	Number 12	Number 64	Number 1
Race/ethnicity (IPEDS categories) RACE/ETHNICITY UNKNOWN	Number 259	Number 64	Number 184	Number 11
Race/ethnicity (IPEDS categories) NONRESIDENT ALIEN	Number 11	Number 1	Number 10	Number 0

No validation issues

Burden Statement



i This site is being upgraded. It's an early, in-progress version of an improved ESF Transparency Portal.

U.S. DEPARTMENT OF EDUCATION



Education Stabilization Fund

ESF / ESF Reporting / HEER - 075991505 - Year Four - Page 16 - Enrollment - Gender/Age

HEER

Recipient Reporting Data Collection - Year Four

Submitted: Tarchak, Leslie - 6/27/2024, 9:33:10 AM

Submitted

Instructions

Annual Reporting

Page 16 - Enrollment - Gender/Age

- 10) Provide the unduplicated count of students who were enrolled at least once as a degree/certificate seeking student within the reporting period and their enrollment status at the end reporting period. The three statuses (completed, withdrawn, and still enrolled) need to add up to the total number of students enrolled.

Enrollment status for all degree/certificate-seeking students for the current reporting period

a) Complete the following table for the applicable reporting period



	Number of degree/certificate seeking students	Number of degree/certificate seeking students who completed a program at your institution during the reporting period	Number of degree/certificate seeking students who did not complete during the reporting period but were still enrolled at your institution (i.e., last enrollment record at the end of the reporting period is not a withdraw record)	Number of degree/certificate seeking students who did not complete and withdrew from your institution (i.e., no completion record during the reporting period and the last enrollment record at the end of the reporting period is a withdraw record)

Gender (IPEDS categories) WOMEN	Number 1,476	Number 210	Number 1,204	Number 62
Gender (IPEDS categories) MEN	Number 1,062	Number 186	Number 837	Number 39
Age (IPEDS categories) AGES 25 AND OLDER	Number 897	Number 149	Number 700	Number 48
Age (IPEDS categories) AGES 24 AND YOUNGER	Number 1,641	Number 247	Number 1,341	Number 53
Age (IPEDS categories) AGE NOT AVAILABLE IN ADMINISTRATIVE RECORDS (E.G., IPEDS, FAFSA, ETC.)	Number 0	Number 0	Number 0	Number 0

No validation issues

Burden Statement

Site Resources

-  [About the Data](#)
-  [Grantee Help](#)
-  [Data Download](#)
-  [API Documentation](#)
-  [Glossary](#)

i This site is being upgraded. It's an early, in-progress version of an improved ESF Transparency Portal.



U.S. DEPARTMENT OF EDUCATION
Education Stabilization Fund

ESF / ESF Reporting / HEER - 075991505 - Year Four - Page 17 - FTE Positions

HEER

Recipient Reporting Data Collection - Year Four

Submitted: Tarchak, Leslie - 6/27/2024, 9:33:10 AM

Submitted

Instructions

Annual Reporting

Page 17 - FTE Positions

- 11) Provide the number of full-time equivalent (FTE) positions as of the listed reporting dates by IPEDS categories. (The number of FTE positions includes all staff regardless of whether the position is funded by Federal, State, local, or other funds—including instructional and non-instructional staff and contractors—and equals the sum of the number of full-time positions plus the full-time equivalent of the number of part-time positions).

Instructional Staff

An occupational category that is comprised of staff who are either: 1) Primarily Instruction or 2) Instruction combined with research and/or public service. The intent of the Instructional Staff category is to include all individuals whose primary occupation includes instruction at the institution.

Full-time equivalent (FTE) positions as of November 1, 2023

72

Non-Instructional Staff

Full-time equivalent (FTE) positions as of November 1, 2023

185

No validation issues

i This site is being upgraded. It's an early, in-progress version of an improved ESF Transparency Portal.

U.S. DEPARTMENT OF EDUCATION



Education Stabilization Fund

ESF / ESF Reporting / HEER - 075991505 - Year Four - Page 18 - Accreditor Approval

HEER

Recipient Reporting Data Collection - Year Four

Submitted: Tarchak, Leslie - 6/27/2024, 9:33:10 AM

Submitted

Instructions

Annual Reporting

Page 18 - Accreditor Approval

12) Did your institution receive approval from your primary accreditor to offer distance education after the start of the national emergency?

a) Did your institution receive temporary approval from your primary accreditor to offer distance education?

Yes

No

b) Did your institution receive permanent approval from your primary accreditor to offer distance education?

Yes

No

c) Provide the name of your institution's primary accreditor that provided temporary and/or permanent approval

Middle States Commission on Higher Education

d) Are you accredited by an agency that does not have distance education within its scope of recognition and therefore relied on COVID-19 flexibilities to offer distance education?

Yes

No

No validation issues

i This site is being upgraded. It's an early, in-progress version of an improved ESF Transparency Portal.



U.S. DEPARTMENT OF EDUCATION
Education Stabilization Fund

ESF / ESF Reporting / HEER - 075991505 - Year Four - Page 19 - Review

HEER

Recipient Reporting Data Collection - Year Four

Submitted: Tarchak, Leslie - 6/27/2024, 9:33:10 AM

Submitted

Page 19 - Review

General Information

Websites

How Aid Helped

Aid Determination

Aid Distribution

Emergency Grants - Guidance

Emergency Grants - Counts, Student, and Institution Funds

Emergency Grants - (a)(2), (a)(3), and (a)(4) Funds

Emergency Grants - Min/Max, Calculated Totals, and Averages

Emergency Grants - Title IV

Emergency Grants - Race/Ethnicity



Emergency Grants - Gender and Age



Institutional Expenditures



Lost Revenue



Enrollment - Academic



Enrollment - Race



Enrollment - Gender/Age



FTE Positions



Accreditor Approval



Site Resources

i This site is being upgraded. It's an early, in-progress version of an improved ESF Transparency Portal.



U.S. DEPARTMENT OF EDUCATION
Education Stabilization Fund

ESF / ESF Reporting / HEER - 075991505 - Year Four - Page 20 - Submission

HEER

Recipient Reporting Data Collection - Year Four

Submitted: Tarchak, Leslie - 6/27/2024, 9:33:10 AM

Submitted

Page 20 - Submission

This collection has no errors, but does have warnings

If warnings are acceptable, the form can be submitted.

Prime Level Data

Validation Warnings

- HEERF-124 - The IHE did not use any of the described methods to determine the amount of funds awarded to students (related page)
- HEERF-177 - The sum of total expenditures across reporting periods exceed total grant allocation (related page)

Download Issues as Excel

Previous

Cancel